

Final Year Project

Importance & Guidance

Presented by Abu Bakar




I am Abu Bakar

Courses I have completed are:

- Graduated in **BSCS** from Jehanzeb College.
- Certified **Cloud Native Computing Developer** (CNC) from PIAIC
- Certified **Project Manager** from Google (Coursera).
- Certified **Web & App** Developer from NAVTTC.


Currently Learning

- Blockchain, Web3 & GenerativeAI.
 - **Darsi Nizami** (3rd Year).
- 


Businesses I manage

- Dot Code (Development Company dotcode.site)
 - Swati Shawls (Ecommerce Store swatishawls.pk)
 - Touch Tally (IoT solution startup touchtally.com.pk)
- 


Importance of Final Year Project (FYP)

- Integration of Knowledge
 - Practical Application
 - Skill Development
 - Career Readiness
 - Project Management Experience
 - Problem Identification and Solving
- 


How to select the project?

- Interest
 - Future studies
 - Career-Oriented
 - Unique
 - Try to do research on some topic.
- 


Project Proposal

- Title
 - Group members
 - Proposed Supervisor
 - Abstract
 - Introduction
 - Tools and technologies to be used
 - Estimate
 - Glossary
 - References
- 


Thesis Writing

- Create the structure of overall thesis chapter-wise.
 - Configure MS Word for text formatting.
 - Start from chapter 1 (Introduction) and complete till last chapter.
 - Then add the starting pages.
 - Then add header and footer.
- 


Thesis Formatting

- Page Specification
 - Size: A4
 - Margins: Top, Right, Bottom: 1inch, Left: 1.5inch
 - Page number: On bottom right
 - Chapter number and name: On Top
 - Project Name: On bottom left
- 

Thesis Formatting

- Normal Text:
 - Font: Times-New roman (12px)
 - Justify Content
 - Line height 1.5px
 - Chapter Heading:
 - 16px in center of the page
 - Headings:
 - H1: 14px Bold
 - H2 & H3: 12px Bold
- 


The whole process of FYP

- Proposal submission and acceptance
 - Executing your project completion process and thesis writing
 - Meetings with supervisor
 - Final copy submission to supervisor for checking and approval
 - Submission of pdf copy for plagiarism checking (Remove the starting pages, header and footer and references from this copy)
- 

The whole process of FYP

- Submission of ring binding copy to the college along with thesis processing fee.
- External examiner viva.
- Printing of Green binding copy
 - 2 copies are mandatory
 - 1 for college examination office
 - 1 for university

Useful tools

- For references generation
 - [scribbr.com/citation/generator](https://www.scribbr.com/citation/generator)
 - For generating and improving content
 - AI tools like GhatGPT, Bard etc
 - For designing ERD and DFD
 - [canva.com](https://www.canva.com)
 - [figma.com](https://www.figma.com)
- 

For Detail guidance and materials

dotcodeOfficial.com/fyp-guide/



You may ask your questions

